

*Rubio*<sup>®</sup>  
**MONOCOAT**  
THE POWER OF ONE

INTERIOR  
**Oil Plus 2C**

COLOURS & PROTECTS YOUR WOOD IN ONE SINGLE LAYER



Sage Kitchen, Ireland  
 Colour: Smoke  
 Wood type: Oak Veneer  
 Many thanks: © East Coast Joinery Ltd, Ireland  
 Photographer: Pawel Wach  
 Building project: Mark Byrne Engineering Ltd



# Oil Plus 2C

PERFECT FOR FLOORS, CEILINGS, FURNITURE & STAIRS



## Oil Plus 2C

### PROTECTS AND COLOURS YOUR INTERIOR WOOD IN ONE SINGLE LAYER

Discover Oil Plus 2C, the advanced VOC-free hardwax oil that enhances and protects wood with a single application.

This revolutionary solution prevents overlaps and marks, ensures low consumption, and provides long-lasting protection while preserving the wood's natural appearance and its fibre structure. Ideal for both residential and high-traffic areas. Use with our Accelerator for faster curing.

Improve your wood effortlessly with Oil Plus 2C.



#### STRONG MOLECULAR BINDING: COLOURS & PROTECTS IN ONE SINGLE LAYER

- ✓ Very scratch- and wear-resistant
- ✓ Water- and heat-resistant, ideal for kitchens and bathrooms
- ✓ Unique technology provides durable protection



#### SAFE & ECOLOGICAL: 0% VOC

- ✓ Food and toy safe
- ✓ Safe to use: does not contain any water or solvents
- ✓ Certified quality: GreenGuard Gold, Eurofins Gold, A+ Label, ...



#### TIME & COST EFFICIENT

- ✓ Low consumption: 30-50 m<sup>2</sup>/L
- ✓ One layer application saves time
- ✓ Less product needed means less transport and packaging



#### ENHANCES THE NATURAL LOOK & FEEL FOR ALL WOOD TYPES

- ✓ 40 colours
- ✓ Suitable for all wood
  - Species: oak, pine, ash, etc.
  - Types: solid wood, veneer, MDF, etc.
  - Surfaces: furniture, tabletops, stairs, walls, floors, etc.
- ✓ Can be combined with pre-treatments (Pre-Aging, PreColour)



#### EASY APPLICATION & MAINTENANCE

- ✓ No overlaps or starting marks
- ✓ Easy spot repair in case of damage
- ✓ Very fast curing
- ✓ Low maintenance: easy to clean with water and soap
- ✓ No need for nourishing soaps





▶ COLOURS ON OAK

The Oil Plus 2C range is very colourful. You can choose between no fewer than 40 colours, which enrich the natural look and feel of your wood. We also offer trendy colours that brighten up your interior with eye-catching shades.

CHOCOLATE	BLACK	DARK ROAST	ARABICA	COCOA
HAZELNUT	CORTADO	MOCHA	VIENNA	MACCHIATO
SMOKE	SUPER WHITE	WHITE	COTTON WHITE	NATURAL
MIST	MIST 5%	VANILLA	SMOKE 5%	OYSTER
LINEN	DUNES	DULCE	HONEY	LIGHT ROAST
BOURBON	ALMOND	GOLDEN HOUR	AFFOGATO	SHELL GREY
WHITE 5%	PURE	CASTLE BROWN	WALNUT	DARK OAK
ASH GREY	FERN	MIDNIGHT SKY	RED VELVET	CHARCOAL

The colours shown on oak are for reference only and are not binding. Colour advice depends on the wood type you choose. We recommend doing a test on identical sanded wood. Consult the technical data sheet before using our products.



Residence KG, The Netherlands  
Colour: Charcoal  
Wood type: Walnut  
Design: © Studio Thijs Fris  
Contractor: Kluster Interieurbouw  
Photography: © Flare Department / Mart Goossens



Do you require a **custom-made colour**?  
We can make any colour you like!  
*\* Note: we request a minimum of 1 L to fulfill your order.*

▶ PRODUCT INFORMATION

Drying time	12-24h
Curing time	5 days (80% in 2 days)
Application information	All vertical and horizontal surfaces (e.g. floors, tabletops, furniture, bathrooms, kitchens, stairs, etc.)
Consumption	30 - 50 m <sup>2</sup> /liter*
Working temperature	8 - 30°C
Humidity application range	35% - 60%
Storage	Min. + 5°C, max. + 30°C The product can be stored up to 36 months in dry conditions and in its original packaging
Cleaning	Earliest after 2 days: dry cleaning (vacuum cleaning) Earliest after 5 days: cleaning with water and Universal Soap, Surface Care, All Natural Wood Cleaner or All Natural Wood Cleaner Spray
Advantages	Great wear-, water- and heat resistance
Remarks	Oil Plus 2C may be used for a maximum of 4-6 hours after mixing A & B component together.
Packaging	<b>Set A+B Duo can: 130 ml - 390 ml - 1,3 L - 3,5 L</b> <b>Bottle: 20 ml - 100 ml</b> <b>Can: 5 L</b> <b>Sachet: 6 ml</b>

These usages are merely indicative. Results depend on wood type and method of preparation. It is always recommended to make a sample in order to calculate the exact usage.

## Sample Oil Plus 2C

AN EASY, FAST AND ACCESSIBLE WAY TO TEST OIL PLUS 2C

To help our customers choose the right colour for their project, we have made our Oil Plus 2C available in a sample sachet. This way it is easy, fast and accessible to test Oil Plus 2C and our colours.



- Prepare your wood sample identical to your real product (sanding, preparation, pre-treatment, ...).
- Knead the contents of the sample well to properly mix the colour pigments.



## SheenPlus

FOR AN OILED LOOK WITH EXTRA SHEEN

SheenPlus is a 0% VOC wood finish that provides a durable **satin look** to wooden surfaces that have been treated with Oil Plus 2C. This product may be applied on all indoor wood surfaces, including furniture, counter-tops, tables, stairs, walls, floors, etc., treated with Oil Plus 2C. The combination of the oil (A) and accelerator (B) ensures a fast cure time, resulting in excellent protection. Plus, it's solvent and water-free.

Drying time	24 - 36h
Curing time	7 days
Consumption	125 m <sup>2</sup> /liter *
Packaging	Set A+B Duo can: 390 ml - 1,3 L Set A+B Bottle: 130 ml

These usages are merely indicative. Results depend on wood type and method of preparation. It is always recommended to make a sample in order to calculate the exact usage.

### KEY BENEFITS

- ✓ Long-lasting satin finish
- ✓ No overlaps
- ✓ Low consumption
- ✓ Scratch-resistant result
- ✓ Based on natural ingredients, 0% VOC
- ✓ To be applied by hand or with a polishing machine with pad
- ✓ 100% solid content



## Accelerator Component B

STRONGER, QUICKER & LONGER PROTECTION

Accelerator - Component B is added to the Rubio Monocoat oils for **quicker drying and curing** and for a stronger end result. Using Accelerator - Component B is recommended for all applications, horizontal and vertical, where a quicker drying time and increased durability are desired (parquet, work surfaces, stairs, damp spaces, etc.).

Packaging **Bottle: 30 ml - 100 ml**  
**Can: In set Oil Plus 2C: 90 ml - 300 ml - 750 ml**




### KEY BENEFITS

- ✓ Miscible with Oil Plus 2C
- ✓ 0% VOC
- ✓ Does not contain water
- ✓ Improves the wear-resistance of the finish
- ✓ Quick drying and hardening
- ✓ Does not change the colour of the oil
- ✓ Does not affect the usage of the oil




▶ INTERNATIONAL CERTIFICATES

GREENGUARD GOLD




- ✓ VOC free products
- ✓ Safe for the environment, human health and to use in schools and healthcare facilities
- ✓ Scientifically proven to meet some of the world's most rigorous, third-party chemical emissions standards

FOOD CONTACT COMPLIANCE (EUROFINS & FDA)




- ✓ Compliant with the European Framework Regulation 1935/2004 for Food Contact Materials
- ✓ Compliant with the American FDA Regulation 21 CFR 175.300 for Food Contact Materials
- ✓ Products with Food Contact Compliance can be used on wood that comes into contact with food and is safe for household use (recommended increasingly for a lot of projects):
  - Cutting boards, kitchen worktops, tabletops

B-EPD - ENVIRONMENTAL PRODUCT DECLARATION - FPS HEALTH




- ✓ Positive evaluation of the environmental impact of our product from start to finish
- ✓ B-EPD document is valid in many countries, since only the environmental impact on transport needs to be recalculated to be applicable in other countries.

A+ LABEL - FRENCH LEGISLATION




- ✓ Lowest emission of VOCs in products

M1 (LOW EMISSIONS)



- ✓ Positive evaluation for emission requirements for the materials used in ordinary work spaces and residences with respect to good indoor air quality
- ✓ Enhances the development and use of low-emitting building materials

BYGGVARU DATABASE / BYGGVARUBEDÖMNINGENS - SWEDEN



- ✓ Oil Plus 2C Component A received 3 positive (green) evaluations
- ✓ This label confirms that Oil Plus 2C Component A is a sustainable building-related material based on the chemical content, environmental impact during the life cycle and, by extension, social impact at the supplier stage


RECOMMENDED

EUROFINS INDOOR AIR COMFORT GOLD




- ✓ Our high-quality product contributes to a healthy environment
- ✓ Proves our resolve to continue to meet the expected strict standards regarding emission in the coming years
- ✓ We are the first in the wood treatment sector to receive the certificate
- ✓ Label unites the most relevant emission specifications and requirements in Europe

EN 71-3 (EUROPEAN GUIDELINE)




- ✓ Positive evaluation of the migration of certain hazardous elements like barium, cadmium and mercury etc. in different types of toys
- ✓ Our interior products compliant with EN 71-3 are also Toy Safe, which means that they are safe for children.

FLOOR SLIP RESISTANCE - VARIOUS TESTS




- ✓ Positive evaluation of tests determining the product's role on floor slipperiness (DIN 51131 with friction device and test footwear & BS 7976-2 with swinging pendulum).
- ✓ Our product does not cause your floor to become slippery and is safe to use.

Ü LABEL - DIBT (OFFICIAL, INDEPENDENT GERMAN INSTITUTE)




- ✓ Positive evaluation of the emissions released by industrial products used indoors
- ✓ Mandatory for each product used in German public spaces such as:
  - doctor's practices
  - hospitals
  - offices
  - shops

EMICODE®-LABEL EC1 PLUS - GERMAN INDEPENDENT INSTITUTE GEV



- ✓ Positive evaluation of random sampling to test emission properties of various construction materials
- ✓ Achieved the highest category: the EMICODE® label EC1 PLUS (2010)
- ✓ The materials to which this label is assigned meet the strictest environmental and health requirements

RED LIST FREE - AUSTRALIA




- ✓ This label shows that Oil Plus 2C and WoodCream contain none of the harmful chemicals listed on the LBC Red List and that the products are safe for the human health and the greater environment
- ✓ Oil Plus 2C is the first timber coating in Australia that's declared as Red List Free



FRWRD Torhout, Belgium  
Colour: Midnight Sky  
Wood type: Oak (veneer)

Contractor: VARATO, Torhout  
Photography: Alexander D'hiet  
Design: Jelle Neels (Neels Architecten)

▶ TOOLS



White wiping rag

- ✓ Lint-free cotton cloths
- ✓ Ideal for wiping away excess product

Immerse the cloths in water after use

Oil Removal Cloth

- ✓ Very absorbent
- ✓ 5 per set
- ✓ Works easily & cleanly
- ✓ Tailored to the Flexible Pad Holder
- ✓ Ideal for wiping away excess product

Immerse the cloths in water after use

Round pad beige

- ✓ Ideal for applying our oil-based products
- ✓ Available in 2 different sizes:
  - Ø 150 mm (5.9 inch) - fits orbital hand sanders
  - Ø 406 mm (16 inch) - fits floor polishing machines

Immerse the pad in water after use

Round pad red

- ✓ Ideal for applying Oil Plus 2C
- ✓ Especially suited for rough surfaces
- ✓ Available in 2 different sizes:
  - Ø 150 mm (5.9 inch) - fits orbital hand sanders
  - Ø 406 mm (16 inch) - fits floor polishing machines

Immerse the pad in water after use



Round pad white

- ✓ Ideal for wiping away excess product
- ✓ Only for removing excess oil
- ✓ Available in 2 different sizes:
  - Ø 150 mm (5.9 inch) - fits orbital hand sanders
  - Ø 406 mm (16 inch) - fits floor polishing machines

Immerse the cloths in water after use



Scrubby beige

- ✓ Ideal for manually applying Rubio Monocoat oil products
- ✓ Can also be used to apply Pre-Aging on furniture, stairs and worktops
- ✓ Easy to use
- ✓ Ensures that the oil penetrates deeper into the wood

Immerse the scrubby in water after use



Scrubby red

- ✓ Ideal for manually applying Rubio Monocoat oil products
- ✓ Can also be used to apply PreColour on furniture, stairs and worktops
- ✓ Especially suited for rough surfaces
- ✓ Easy to use
- ✓ Ensures that the oil penetrates deeper into the wood

Immerse the scrubby in water after use



Mouse Pad yellow with Mouse Pad Holder

- ✓ Ideal for manually applying Rubio Monocoat oil products
- ✓ Extremely suitable for smaller objects and corners

Immerse the pad in water after use



Extension Pole 180 cm

- ✓ Cleaning and application pole
- ✓ Ideal for manually applying Universal Maintenance Oil 2 Mix, Pre-Aging and PreColour on floors
- ✓ Compatible with the Flexible Pad Holder, Frame for white roller and Brush Standard 220



Flexible Pad Holder

- ✓ Pad Holder for all pads of 11,5 x 25 cm
  - Microfiber Pad
  - Oil removal cloth
  - ...
- ✓ Compatible with the Extension Pole



Mixing Cup 400/1800 ml

- ✓ Measuring cup to mix products (some of our products need to be combined with an Accelerator)
- ✓ Convenient measuring lines
- ✓ Re-usable cup
- ✓ Perfect for either smaller or larger projects



Spatula

- ✓ Ideal for manually applying Oil Plus 2C
- ✓ Very suitable for flat surfaces such as tables, counter tops, ...
- ✓ Stronger end result
- ✓ Easy to use



▶ OIL PLUS 2C ▶ APPLICATION IN 3 SIMPLE STEPS

PREPARATION

- ▶ Sand the surface scratch-free. Finish with a 100 to 150 grit (depending on the sanding method used) for furniture, stairs & worktops or with a 100 grit for floors.
- ▶ Vacuum thoroughly, eliminate remains of dust with Cleaner and wait until the surface is completely dry.
- ▶ Stir the A component until a homogenous mixture is obtained.
- ▶ Carefully mix the two components (1 to 2 minutes) with a ratio of appr. 3 units A to 1 unit B.



STEP 1

**Furniture, stairs & worktops:** Spread out a small quantity of Oil Plus 2C using a spatula, a beige/red Scrubby pad or hand sander with a small beige 5.9 inch pad (you can also use the Mouse Pad for smaller objects and corners).

**Floors:** Work in zones of 5-10 m². Start each zone by treating the borders with a beige or red Scrubby pad. Then apply a small amount of Oil Plus 2C with a brush every 0.5 metres. Spread out per board in the direction of the wood using a polishing machine with a beige or red 16 inch pad.



STEP 2

Let absorb during a few minutes.

STEP 3

Remove all excess oil thoroughly:

**Furniture, stairs & worktops:** Use a cloth or hand sander with a small white 5.9 inch pad and finish off with a cloth within max. 30 minutes.

**Floors:** Use a polishing machine with a white 16 inch Rubio Monocoat pad. After having finished all areas, go over them again with a new white Rubio Monocoat pad.

The surface should feel non-sticky! Submerge all used cloths in water.



SCAN TO WATCH A HOW TO VIDEO →



**WARNING**  
SPONTANEOUS COMBUSTION

Linseed oil is a natural product and not subject to spontaneous combustion. However, oil on a cloth or other tools does entail a fire risk. The oxidation of the oil leads to heat accumulation, which can result in spontaneous combustion. **Therefore, the cloths and other tools must be soaked in water before disposal.**

**Scrubby Set**

For applying all our oils manually.

- Content:
- 1 x pad holder
  - 5 x beige pad





# Meet the perfect partners for Oil Plus 2C

## ► PREPARATION

A good preparation of the interior surface is crucial for an optimal finish. Rubio Monocoat provides five products that can be used for this purpose. Our Woodfiller Quick can be used before sanding. After sanding, you can prepare your wood with one of the four other products.



## Woodfiller Quick

QUICK-CURING PUTTY FOR PREPARING INTERIOR JOINERY AND WOODWORK

Woodfiller Quick is a one-component, **shrinkproof putty** in powder form for the preparation of indoor joinery. It guarantees fast curing and can be sanded very easily. It perfectly absorbs the colour of the pigment of the Rubio Monocoat oil.

Available in 3 shades: Light, Medium and Dark.

Application method	Filling knife
Drying time	Can be sanded after ± 2 hours
Cleaning of used materials	Water
Packaging	<b>Sachet: 100 gr</b> <b>PVC-bucket: 0,5 kg - 5 kg</b>

## Cleaner

CLEANER FOR SANDED WOOD

Cleaner is used after sanding and vacuuming the wood and guarantees a **thorough cleaning** of the surface before it is treated with Rubio Monocoat oil. This product removes even the smallest dust particles.

The Cleaner can also be used to clean the materials used after oiling, such as brushes, spatulas, etc.

Application method	Manual
Consumption	75 - 100 m²/L
Drying time	15 - 60 minutes
Packaging	<b>Bottle: 100 ml</b> <b>Can: 1 L - 5 L</b>



Deep Cleaner is a concentrate and **must** therefore **be diluted with water** before use (max. 5% Deep Cleaner to 95% water).

## Deep Cleaner

INTENSE CLEANER FOR ALL TYPES OF WOOD SURFACES

Preparatory cleaner for **greasy wood species** (tropical hardwoods like teak, iroko, kambala, wengé, ...). Deep Cleaner removes dirt and greasy soap residue left on the surface.

Application method	Manual
Consumption	10 - 15 m²/L (diluted) *
Drying time	± 30 minutes at a temperature of 20°C and in a well-ventilated room
Packaging	<b>Bottle: 100 ml</b> <b>Jerrycan: 1 L</b>



## Tannin Primer

PREPARATORY TREATMENT TO AVOID SURFACE TANNIN MARKS

Tannin Primer is a preventive treatment for untreated tannic wood, suitable for interior use.

Tannin Primer **prevents and delays the appearance of surface tannin marks**. This product is ideal for use on parquet flooring, furniture and worktops in combination with Rubio Monocoat finishing oils. Tannin Primer is resin- and polymer-free, as a result of which the optimal molecular bonding of the Rubio Monocoat oils with the wood remains guaranteed.

Application method	Manual
Consumption	10 - 15 m²/L (diluted) *
Packaging	<b>Bottle: 100 ml</b> <b>Jerrycan: 1 L</b>



## WoodPrep

PREPARATION FOR INTENSER COLOURING AND BETTER PROTECTION

The WoodPrep will open up the pores of the wood fibres, giving you a **deeper and more even colour**. This preparatory cleaner also removes residues from sanding dust and minimises sanding errors.

The product is ideal for the preparation of wood and provides a deep, intense and even Oil Plus 2C colour.

Application method	Manual
Consumption	Maximum 10 m²/L *
Packaging	<b>Bottle: 100 ml - 1 L</b> <b>Jerrycan: 5 L</b>

These usages are merely indicative. Results depend on wood type and method of preparation. It is always recommended to make a sample in order to calculate the exact usage.

Meet the perfect partners for Oil Plus 2C

▶ PRE-TREATMENT  
OPTIONAL



COLOURS ON OAK



PreColour is also available in a *Clear* version to dilute the 4 colours. This gives you even more freedom to create your own look.

This product is a pre-treatment and does not protect the wood. It **has to be combined with Oil Plus 2C** for maximum protection.

▶ ENDLESS OPTIONS



A fumed or smoked look, a creative pre-colouring... Rubio Monocoat has developed a range of products for the pre-treatment of wood, that allows you to **create personalised and unique effects**.

PreColour

CREATIVITY MADE EASY

Would you like to give your interior wood a unique or intense colour or create a special contrast? Then PreColour offers **unlimited creative possibilities!**

PreColour is available in **4 colours**, which can also be **mixed with one another**. In combination with the no less than 40 colours of Oil Plus 2C you will obtain not only optimal protection but also a unique colour!

PreColour preserves the natural look & feel of the wood and is suitable for all types of surfaces (floors, tables, stairs, walls, ...). In addition, the product is very environmentally friendly: the pre-treatment is water-based and contains 0% VOC.

Application method	Manual / Polishing machine
Consumption	10 - 15 m²/L *
Packaging	<b>Bottle: 100 ml</b> <b>Jerrycan: 1 L - 2,5 L - 5 L</b>

These usages are merely indicative. Results depend on wood type and method of preparation. It is always recommended to make a sample in order to calculate the exact usage.

KEY BENEFITS

- ✓ Unlimited combinations possible: all colours can be mixed with one another
- ✓ Natural look and feel
- ✓ Water-based
- ✓ Ecological: 0% VOC
- ✓ Ready to use
- ✓ Creativity made easy!

A sampling of the endless possibilities PreColour & Oil Plus 2C offer.

Pre-Aging

A LOOK FROM THE PAST THANKS TO A PRODUCT FROM THE FUTURE

Would you like a **fumed or smoked look** for your interior wood? Then Pre-Aging offers the perfect solution. The non-reactive pre-colouring is available in 10 colours that also colour the hard parts of the wood and the sapwood and which can be mixed with each other.

In combination with the 40 colours of Oil Plus 2C, you will obtain not only optimum protection but also the desired colour.

In contrast to reactive pre-treatments, with the Pre-Aging you always get a stable colour and you are not bothered by a strong odour. The pre-colouring is suitable for vertical as well as horizontal application and can be used on almost all types of wood, even those without tannins.

Thanks to the Pre-Aging, your (new) floor will get a cosy, old look!

Application method	Manual / Industrial
Consumption	10 - 15 m²/L *
Packaging	<b>Bottle: 100 ml - 1 L</b> <b>Jerrycan: 5 L</b>

These usages are merely indicative. Results depend on wood type and method of preparation. It is always recommended to make a sample in order to calculate the exact usage.



KEY BENEFITS

- ✓ Non-reactive water-based pre-treatment
- ✓ PH-neutral product, as opposed to reactive pre-colours
- ✓ Stable colour that can easily be reproduced
- ✓ Excellent spot-resistance after treatment with Rubio Monocoat oil
- ✓ Deep colouring with subtle accents
- ✓ Can be applied to all indoor wooden surfaces
- ✓ Does not affect the quality of the finishing coat
- ✓ Also colours the hard parts of the wood and the sapwood
- ✓ No overlaps
- ✓ The colours can be mixed to get the exact pre-aged tone the customer has in mind.



AUTHENTIC AMMONIA LOOK ON OAK



SMOKED LOOK ON OAK



FUMED LOOK ON OAK



The colours can be mixed to get the exact pre-aged tone the customer has in mind.

This product is a pre-treatment and does not protect the wood. It **has to be combined with Oil Plus 2C** for maximum protection.





Interior  
Maintenance

- CLEANING
- STAINS
- REFRESH
- CARE
- RENOVATION

► REFRESH, MAINTENANCE & RENOVATION SOLUTIONS

Refresh & Clean

1



- ✓ Universal Soap
- ✓ Surface Care
- ✓ All Natural Wood Cleaner (Spray)

EXTRA

2



- For furniture:
- ✓ Refresh Eco
- For stains:
- ✓ Grease Remover
  - ✓ Limespot Remover
  - ✓ Tannin Remover

Maintenance &  
colour restauration



Comprehensive solution for  
thorough maintenance

OR



Maintenance in the colour  
of your surface

Renovation

1



- ✓ Sanding

+

2



- ✓ Deep Cleaner
- ✓ Oil Plus 2C

# Clean, maintain and refresh your oiled wood surfaces

► **CLEANING**

Your interior wood is used daily, meaning it has to endure a lot. Thanks to our Rubio Monocoat products, your wood is given an optimal and long-term protection. The following pages show you how to clean, maintain and refresh your oiled wood surfaces.



ECOLOGICAL  
CLEANER

## All Natural Wood Cleaner

MICROBIOLOGICAL CLEANER FOR CLEANING WOODEN FLOORS

All Natural Wood Cleaner is a safe, durable and user-friendly cleaner for all wooden surfaces. Thanks to the microbiological characteristics and the active microorganisms, the product is self-cleaning and has a long-term after-effect. This guarantees less new soiling, which is also easier to remove during the next cleaning. **This product needs to be diluted with water** and is suitable for cleaning floors and large surfaces.

Shelf life 24 months

Packaging **Bottle: 20 ml - 300 ml**

## All Natural Wood Cleaner Spray

READY-TO-USE SPRAY VERSION OF ALL NATURAL WOOD CLEANER

A ready-to-use, diluted version of the All Natural Wood Cleaner. The product has all the same properties and is ideally suited for smaller surfaces such as furniture, tables, worktops and local spots.

Shelf life 24 months

Packaging **Spray: 125 ml  
Bottle: 500 ml**

### KEY BENEFITS

- ✓ Non-film forming
- ✓ Long-term after-cleaning thanks to the active microorganisms
- ✓ Can reduce the cleaning frequency if used correctly and regularly
- ✓ Dissolves the most stubborn everyday soiling
- ✓ Preserves the matte and natural look of the wood
- ✓ 0% VOC and pH-neutral
- ✓ For all interior *and* exterior wooden surfaces, including oiled and varnished furniture

**AVAILABLE SCENTS**

- ✓ Alpine Meadow
- ✓ Nordic Breeze
- ✓ Sahara Nights



SCAN TO WATCH A  
HOW TO VIDEO

# Clean, maintain and refresh your oiled wood surfaces

► **CLEANING**

Rubio Monocoat products ensure lasting protection and maintenance of your wood. To keep oiled surfaces in top condition, Rubio Monocoat also offers a wide range of maintenance products.



## Universal Soap

SOAP FOR REGULARLY CLEANING ALL INTERIOR OILED WOODEN SURFACES

→ TO BE DILUTED WITH WATER

Universal Soap is a maintenance soap intended for the regular cleaning of oil finished, wooden surfaces. The soap thoroughly removes any dirt while maintaining the matte, natural look of the wood.

Universal Soap is very concentrated and hence very economical.

Application Manual - Industrial

Consumption Max. 50 to 100ml/10L water

Packaging **Bottle: 100 ml - 1 L - 2 L  
Jerrycan: 5 L**

## Surface Care

READY-TO-USE SPRAY FOR REGULARLY CLEANING ALL INTERIOR OILED WOODEN SURFACES

→ READY-TO-USE VERSION OF UNIVERSAL SOAP

Surface Care is the handy, ready-to-use version of Universal Soap.

Surface Care is suitable for fast cleaning of small floor surfaces and local spots on wooden floors, coffee tables, counter tops, ...

Application Manual - Industrial

Packaging **Spray: 125 ml - 750 ml**



- Clean maximum once a week with Universal Soap or Surface Care. Cleaning too often or with too much Universal Soap or Surface Care may leave a thin layer on the surface, which dirt and dust may adhere to.
- Do not leave any water on the surface, a damp-clean is sufficient. Do not walk on the floor until it is completely dry.
- The best working method is with two buckets: one with the soap mixture and one with clean water to rinse the dirt out of the mop.



Clean, maintain and refresh your oiled wood surfaces

▶ STAINS

Stubborn lime stains can be handled effectively with Limespot Remover, grease stains with Grease Remover and black/tannin stains with Tannin Remover.



Grease Remover

READY-TO-USE SPRAY FOR REMOVING GREASE STAINS

Grease stains, e.g. olive oil, frying oil, crisps, oil, etc.  
Also: heel marks and floor polish

Application	Manual
Drying time	30 minutes
Packaging	Spray: 125 ml - 500 ml



Limespot Remover

READY-TO-USE SPRAY FOR REMOVING LIME WATER STAINS

Lime stains and other alkaline stains, e.g. fertilizers, radiator water, etc.  
Also: white rings, wine stains

Application	Manual
Drying time	30 minutes
Packaging	Spray: 125 ml - 500 ml



Tannin Remover

READY-TO-USE SPRAY FOR REMOVING BLACK/TANNIN STAINS

Black/tannin stains e.g. urine, rust stains, rings/stains from cans, flower pots, etc. Also: after water damage on parquet, in case of efflorescence on exterior wood (on the bottom of gates, doors, on walls)

Application	Manual
Drying time	30 minutes
Packaging	Spray: 125 ml - 500 ml



- After a treatment with Limespot Remover, Grease Remover or Tannin Remover, you may need to apply some oil in the original colour on the spot.
- If the surface becomes too stain-sensitive, maintain with Oil Plus 2C (in the original colour applied) to repair both colour and protection.

Clean, maintain and refresh your oiled wood surfaces

▶ REFRESH



Design, Contractor, Photography: © Roger and Sons



Refresh Eco

READY-TO-USE SPRAY FOR REFRESHING FURNITURE THAT LOOKS DRY AND WORN OUT

Refresh Eco is a ready-to-use sprayable product that refreshes and restores all wooden tables, worktops and furniture that have been treated with oil.

Depending on wear and tear, Refresh Eco can be applied several times a year at certain areas. This may be necessary if the surface feels dry.

Application method	Manual
Consumption	100 m²/L
Drying time	1 hour
Packaging	Spray: 125 ml Ecospray: 500 ml Bottle: 1 L

These usages are merely indicative. Results depend on wood type and method of preparation. It is always recommended to make a sample in order to calculate the exact usage.

▶ INSTRUCTIONS

- 01.** Clean the surface to be treated with Universal Soap, Surface Care or All Natural Wood Cleaner (Spray). Allow to dry.
- 02.** Spray a small amount of Refresh Eco onto the surface to be treated.
- 03.** Spread the product in the direction of the wood fibres using the Microfibre Pad or a microfibre cloth.
- 04.** Allow the surface to dry for at least 1 hour before use.



- Refresh Eco is not pigmented. To restore the colour, use Oil Plus 2C or Universal Maintenance Oil 2 Mix in the colour with which the surface area was treated.

# Clean, maintain and refresh your oiled wood surfaces

▶ CARE



## Universal Maintenance Oil

FOR A REFRESHING LOOK

Universal Maintenance Oil is a maintenance product to refresh wood that has been treated with Rubio Monocoat Oil, as well as to upgrade surfaces finished with other oils.

Application	Manual / Polishing machine
Available colours	Pure, White & Black (select the colour to reflect the look of the surface to be treated)
Usage	0,5 Litre = 75 - 100 m² *
Drying time	± 6 - 8 hours
Curing	5 - 7 days
Packaging	Bottle: 20 ml - 100 ml Can: 500 ml - 2,5 L

These usages are merely indicative. Results depend on wood type and method of preparation. It is always recommended to make a sample in order to calculate the exact usage.



## Universal Maintenance Oil 2 Mix

YOUR WOOD DESERVES THE PERFECT MIX

Universal Maintenance Oil 2 Mix is used for refreshing and maintaining the protection of wood that was treated with Oil Plus 2C. By adding the Oil Plus 2C in the original colour, you create the perfect mix to maintain your surface.

Application method	Manual / Polishing machine
Usage	80 ml = 10 - 15 m² * 400 ml = 50 - 75 m²
Drying time	24 hours
Curing	5 - 7 days
Packaging	Can: 60 ml (+ 20 ml Oil Plus 2C) Can: 300 ml (+ 100 ml Oil Plus 2C)

\* These usages are merely indicative. Results depend on wood type, sanding and method of preparation. It is always recommended to make a sample in order to calculate the exact usage.



**! WARNING**  
SPONTANEOUS COMBUSTION

Linseed oil is a natural product and not subject to spontaneous combustion. However, oil on a cloth or other tools does entail a fire risk. The oxidation of the oil leads to heat accumulation, which can result in spontaneous combustion. **Therefore, the cloths and other tools must be soaked in water before disposal.**

### KEY BENEFITS

- ✓ 0% VOC - Can be used on all oiled wooden surfaces
- ✓ Extra protection: increases the fluid resistance of the treated surface
- ✓ Extremely suited for "high traffic" zones (public spaces, offices, restaurants, hotels etc.)

▶ UNIVERSAL MAINTENANCE OIL 2 MIX ▶ APPLICATION



### PREPARATION

- ▶ Clean the surface with All Natural Wood Cleaner (Spray), Universal Soap or Surface Care.



#### STEP 1

Take the Universal Maintenance Oil and add the Oil Plus 2C component A in the same colour with which the surface was treated before. The correct ratio is 3 parts Universal Maintenance Oil to 1 part Oil Plus 2C (as provided in the packaging set).

#### STEP 2

Mix thoroughly.

#### STEP 3 & 4

Apply a small amount of oil with a brush and afterwards spread out. Preferably work in areas which you can finish within ± 15 minutes, including the next step (work in areas of 2 to 4 m² for furniture, stairs & work-tops and 5 to 10 m² for floors). Use a red pad to spread out in the direction of the wood. Tip: you can use an Extension Pole with Flexible Pad Holder for floors.

#### STEP 5

Allow to absorb for a few minutes and massage the oil into the wood with a white pad.

#### STEP 6

Wipe away all the excess oil with a Rubio Monocoat Oil removal cloth. The surface should look even.



**! WARNING**  
SPONTANEOUS COMBUSTION

Linseed oil is a natural product and not subject to spontaneous combustion. However, oil on a cloth or other tools does entail a fire risk. The oxidation of the oil leads to heat accumulation, which can result in spontaneous combustion. **Therefore, the cloths and other tools must be soaked in water before disposal.**



For more how-to's and tips & tricks, be sure to check out our **YouTube** channel.

Simply **scan the QR-code** and we'll take you there!



- Once the product is mixed: use within 24h.
- The product may not be diluted under any circumstances, unless with the indicated amount of Oil Plus 2C.
- Stir the product well before application.

If the treated surface starts to show too much wear and tear or if the colour needs to be repaired, restoration should be done with Oil Plus 2C.

Make sure that you add Oil Plus 2C in its original colour.





Clean, maintain and refresh your oiled wood surfaces

▶ RENOVATION



Deep Cleaner is a concentrate and **must** therefore **be diluted with water** before use (max. 5% Deep Cleaner to 95% water).

Deep Cleaner

INTENSE CLEANER FOR ALL TYPES OF SURFACES TREATED WITH OIL PLUS 2C

Deep Cleaner is a curative cleaner for dirty surfaces and a preparatory cleaner for all types of surfaces treated with Oil Plus 2C (flooring, table-tops, worktops, etc.).

Deep Cleaner removes dirt and greasy soap residue left on the surface.

Application method	Manual
Consumption	10 - 15 m <sup>2</sup> /L (diluted) *
Drying time	± 30 minutes at a temperature of 20°C and in a well-ventilated room
Packaging	<b>Bottle: 100 ml</b> <b>Jerrycan: 1 L</b>



Oil Plus 2C

PROTECTS AND COLOURS YOUR INTERIOR WOOD IN ONE SINGLE LAYER

If the treated surface shows too much wear and tear, or needs a colour repair, maintain with Oil Plus 2C in the original colour.

Application information	All vertical and horizontal surfaces (e.g. floors, table-tops, furniture, bathrooms, kitchens, stairs, etc.)
Consumption	30 - 50 m <sup>2</sup> /litre *
Drying time	12-24h
Curing time	5 days (80% in 2 days)
Packaging	<b>Set A+B Duo can: 390 ml - 1,3 L - 3,5 L</b> <b>Bottle: 20 ml - 100 ml</b> <b>Can: 5 L</b> <b>Sachet: 6 ml</b>

These usages are merely indicative. Results depend on wood type and method of preparation. It is always recommended to make a sample in order to calculate the exact usage.



Private Residence, Amsterdam  
Colour: Charcoal  
Wood type: Walnut

Design: Studio Thijs Fris  
Contractor: Kluster Interieurbouw  
Photography: Flare Department / Mart Goossens



Staircase, USA  
Colour: Natural  
Wood type: American oak

Design: True Fabrication

# Your chosen Oil Plus 2C colour

→ Date of application: ...../...../.....

→ Indicate the colour you used:

<input type="checkbox"/> AFFOGATO	<input type="checkbox"/> ALMOND	<input type="checkbox"/> ARABICA	<input type="checkbox"/> ASH GREY	<input type="checkbox"/> BLACK	<input type="checkbox"/> BOURBON	<input type="checkbox"/> CASTLE BROWN
<input type="checkbox"/> CHARCOAL	<input type="checkbox"/> CHOCOLATE	<input type="checkbox"/> COCOA	<input type="checkbox"/> CORTADO	<input type="checkbox"/> COTTON WHITE	<input type="checkbox"/> DARK OAK	<input type="checkbox"/> DARK ROAST
<input type="checkbox"/> DULCE	<input type="checkbox"/> DUNES	<input type="checkbox"/> FERN	<input type="checkbox"/> GOLDEN HOUR	<input type="checkbox"/> HAZELNUT	<input type="checkbox"/> HONEY	<input type="checkbox"/> LIGHT ROAST
<input type="checkbox"/> LINEN	<input type="checkbox"/> MACCHIATO	<input type="checkbox"/> MIDNIGHT SKY	<input type="checkbox"/> MIST	<input type="checkbox"/> MIST 5%	<input type="checkbox"/> MOCHA	<input type="checkbox"/> NATURAL
<input type="checkbox"/> OYSTER	<input type="checkbox"/> PURE	<input type="checkbox"/> RED VELVET	<input type="checkbox"/> SHELL GREY	<input type="checkbox"/> SMOKE	<input type="checkbox"/> SMOKE 5%	<input type="checkbox"/> SUPER WHITE
<input type="checkbox"/> VANILLA	<input type="checkbox"/> VIENNA	<input type="checkbox"/> WALNUT	<input type="checkbox"/> WHITE	<input type="checkbox"/> WHITE 5%	<input type="checkbox"/> CUSTOM-MADE	

Name of your custom made colour: .....

→ PreColour: ☐ NO ☐ YES - Colour: .....

→ Pre-Aging: ☐ NO ☐ YES - Colour: .....

YOUR SURFACE INSTALLER / DISTRIBUTOR:



# Rubio<sup>®</sup> MONOCOAT Oil Plus 2C

Protects the natural beauty of interior wood.



Rubio Monocoat Head Office • Roeselaarsestraat 535, 8870 Izegem (Belgium)  
Tel. +32 (0)51 30 80 54 • [service@rubiomonocoat.com](mailto:service@rubiomonocoat.com) • [www.rubiomonocoat.com](http://www.rubiomonocoat.com)  
© 2025 BV Muylle Facon SRL, Izegem (Belgium)

